

Our Customers Get their Computer Work Done in Less than Half the Time!  
Feel in control \* Get better looking results \* Feel less frustrated \* Get it done right \* Save money

Learn more at [LaunchTraining.com](http://LaunchTraining.com) or call 781-395-9565.

## Launch Tip of the Month August 2020

Microsoft Excel Visual Basic for Applications (VBA) is a powerful instrument for automating processes and creating user-defined functions. The Visual Basic Editor provides tools to make writing code easier. One of my favorites is the Intellisense feature. It can be accessed with a shortcut key.

When writing code, we must refer to *objects*, *variables*, *methods*, *properties* and *arguments*. Sometimes the names are long and take time to write out. However, we can bring up a list of options using the Ctrl+Spacebar shortcut.

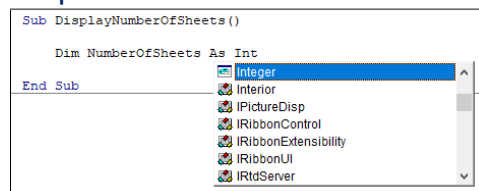
1. Start typing the first one or more letters of the name of the object, variable, method, etc. and then press **Ctrl+Spacebar**. A drop-down list of all options that begin with those letters will appear as well as options that come after it alphabetically.
2. Arrow down to the appropriate choice and press Tab to enter the text into the code.

Note: If there is only one possible option, Excel will immediately enter the correct word.

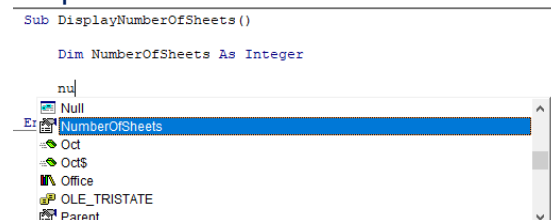
Example: We need to write the following code:

```
Sub DisplayNumberOfSheets ()  
  
    Dim NumberOfSheets As Integer  
  
    NumberOfSheets = Sheets.Count  
    MsgBox NumberOfSheets  
  
End Sub
```

### Step 1:




### Step 2:



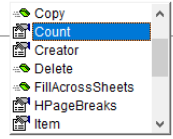
### Step 3:

```
Sub DisplayNumberOfSheets ()  
    Dim NumberOfSheets As Integer  
    NumberOfSheets = sh  
End Sub
```



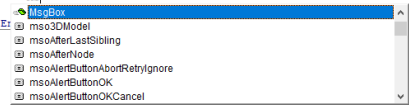
### Step 4:

```
Sub DisplayNumberOfSheets ()  
    Dim NumberOfSheets As Integer  
    NumberOfSheets = Sheets.co  
End Sub
```




### Step 5:

```
Sub DisplayNumberOfSheets ()  
    Dim NumberOfSheets As Integer  
    NumberOfSheets = Sheets.Count  
    MsgBox  
End Sub
```



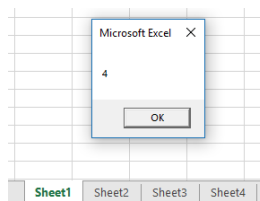
### Step 6:

```
Sub DisplayNumberOfSheets ()  
    Dim NumberOfSheets As Integer  
    NumberOfSheets = Sheets.Count  
    MsgBox NumberOfSheets  
End Sub
```



Note: In Step 5, if we had typed msg before pressing Ctrl+Spacebar, the word MsgBox would have appeared instead of the IntelliSense menu appearing. This is because MsgBox is the only option that begins with the letters msg. Over time, you'll start to learn how many letters you need to type to get Excel to enter the term you want instantly.

When we run the macro, we get the following message box:



Want to learn more about Microsoft Excel VBA? Launch offers a two day class.

### Featured Course: Introduction to Microsoft Excel VBA

- Recording Macros
- Working with Procedures and Functions
- Declaring Variables
- Variable Scope
- Understanding Data Types and Objects
- Using Expressions, Variables, and Intrinsic Functions
- Understanding control-of-flow structures such as If...Then...Else, Select Case...End Select, Do...Loop, and For...Next
- Working with Forms and Controls
- Debugging Code and Handling Errors
- Creating Message Boxes and Input Boxes

Visit <https://www.launchtraining.com/outlines> to view all of our class outlines.