

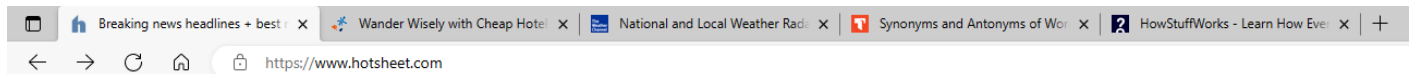
Our Customers Get their Computer Work Done in Less than Half the Time!
Feel in control * Get better looking results * Feel less frustrated * Get it done right * Save money

Learn more at LaunchTraining.com or call 781-395-9565.

Launch Tip of the Month July 2022

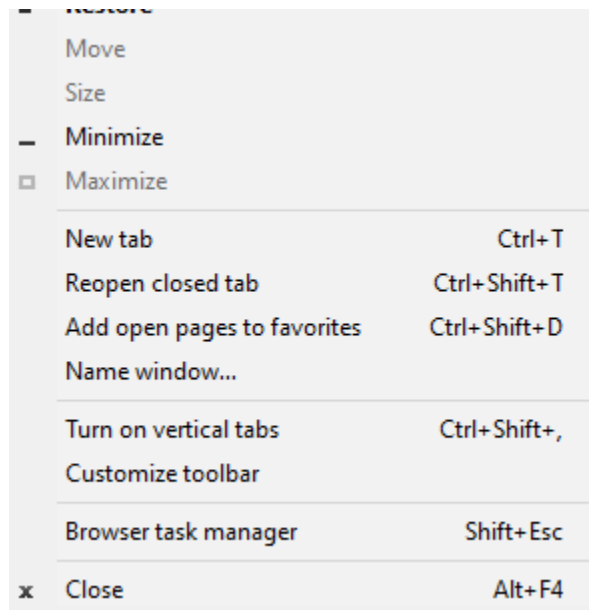
Microsoft Edge offers you options for how information is displayed. One popular option is the ability to display open pages on the left side of the screen instead of at the top.

This is how it looks with tabs displayed at the top of the window.

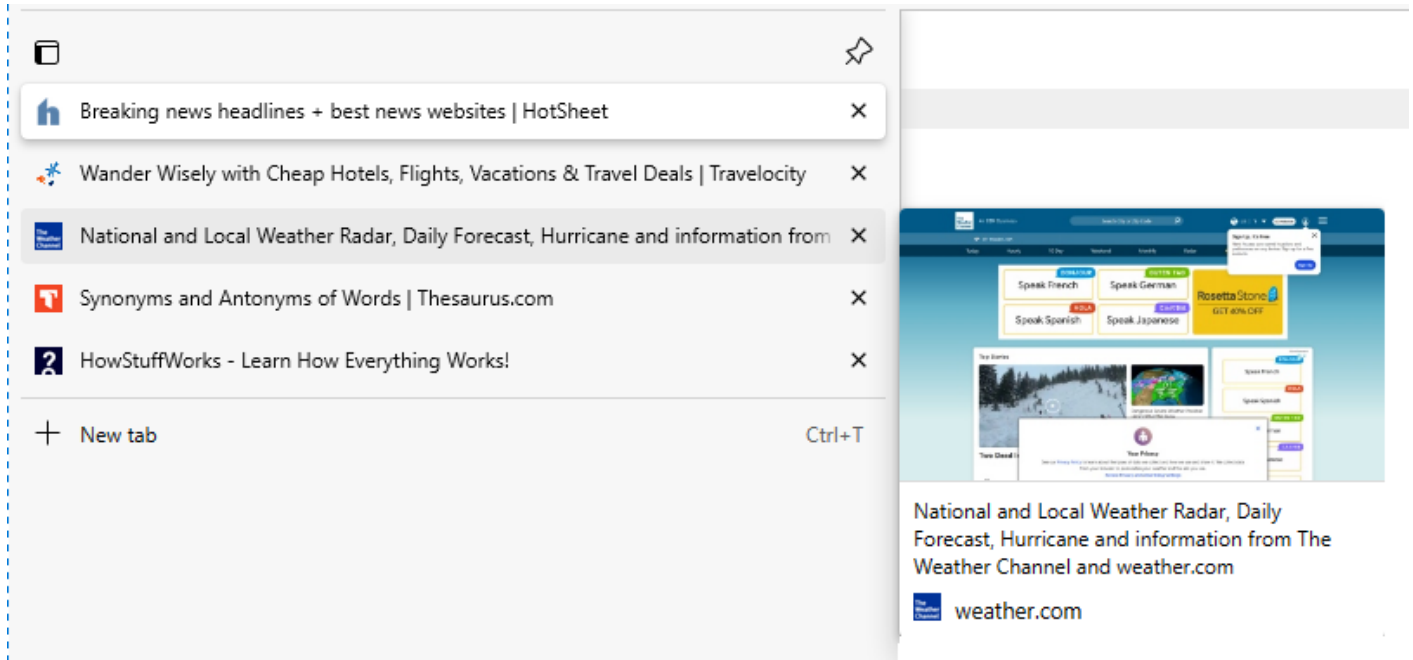


To display windows on the left side of the screen:

1. Right-click in the space to the right of your list of open windows.



2. Select Turn on vertical tabs. The shortcut key is Ctrl+Shift+,. You will now see the icons representing each webpage on the left. When you hover over them, they expand to show you the names of the pages. If you hover over a single page, it shows a preview of the page!



Want to learn more about Microsoft OneNote? Launch offers an instructor-led class at your site as well as an instructor-led webinar.

Featured Course: Microsoft Edge Getting Started with Microsoft Edge

- How Does the Internet Work?
- Important Dates in the History of the Internet
- Fun Facts
- Understanding Email Addresses
- Understanding URLs
- Changing the Appearance of the Interface
- Viewing Full Screen
- Getting Help
- Navigating to Websites
- Going Back or Forward a Page
- Refreshing a Page or Website
- Stopping a Page from Loading
- Finding Content on the Page
- Changing the Default Search Provider
- Home Pages
 - Setting a Home Page
 - Moving from the Current Page to Your Home Page
 - Page or Pages to Open to On Startup
- Zooming In and Out of Webpages
- Working with Tabs
 - Opening Webpages in Separate Tabs
 - Navigating between Tabs
 - Moving Tabs into Their Own Windows and Docking and Tiling Them
 - Creating New Tabs
 - Closing Tabs

- Duplicating Tabs
- Reopening Closed Tabs
- Muting a Tab
- Tab Groups
- Reopening the Last Browsing Session
- Favorites
 - Show or Hide the Favorites Bar
 - Managing Favorites
 - Adding Pages to Your List of Favorites
 - Adding Current Open Tabs to Favorites
 - Displaying Your Favorites List
 - Displaying the Favorites Bar
 - Sorting Favorites
 - Adding a Website to Your Taskbar
- Collections
- RSS Feeds
- History
 - Viewing History
 - Managing History
 - Clearing Browsing History
- Read Aloud
- Security
 - Identifying Whether a Site is Encrypted
 - Viewing Which Site a Link Will Bring You To
 - InPrivate Browsing
- My Favorite Shortcuts
- Google Searches
 - Effective search techniques
 - Google search operators (+ - ~ ...)
 - Advanced searches
 - Accessing Google Search Help
 - Image searches
- Cool Websites

Visit <https://www.launchtraining.com/outlines> to view all of our class outlines.