

**Our Customers Get their Computer Work Done in Less than Half the Time!**  
Feel in control \* Get better looking results \* Feel less frustrated \* Get it done right \* Save money

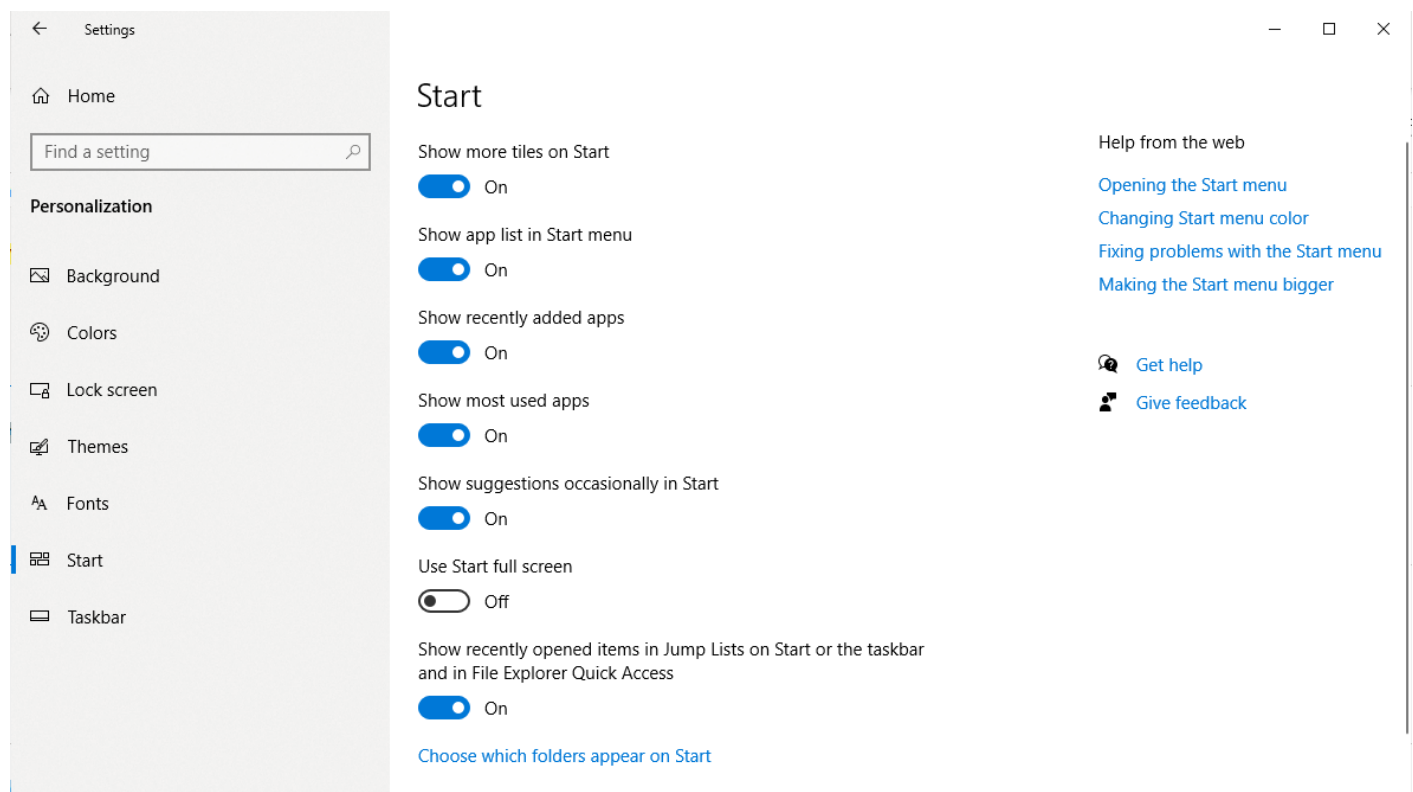
Learn more at [LaunchTraining.com](http://LaunchTraining.com) or call 781-395-9565.

## Launch Tip of the Month June 2021

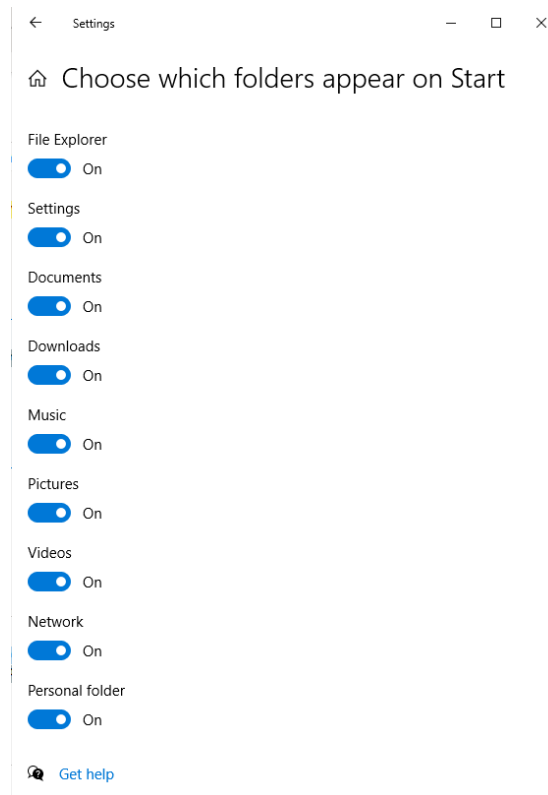
People often have strong feelings about the Start menu in Windows 10. Some people feel that it is too busy while others want to be able to access even more options. But we're stuck with what we got, right? Wrong!

We can customize the Start menu to add or remove features. We can change the color of the Start menu. We can even create a Start menu that fills our entire desktop!


Select Start>Settings>Personalization>Start.



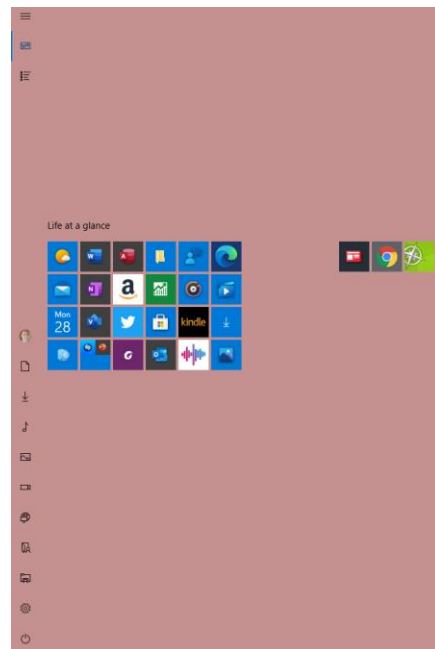
At the bottom of the list is a link that allows you to choose which folders appear in Start.



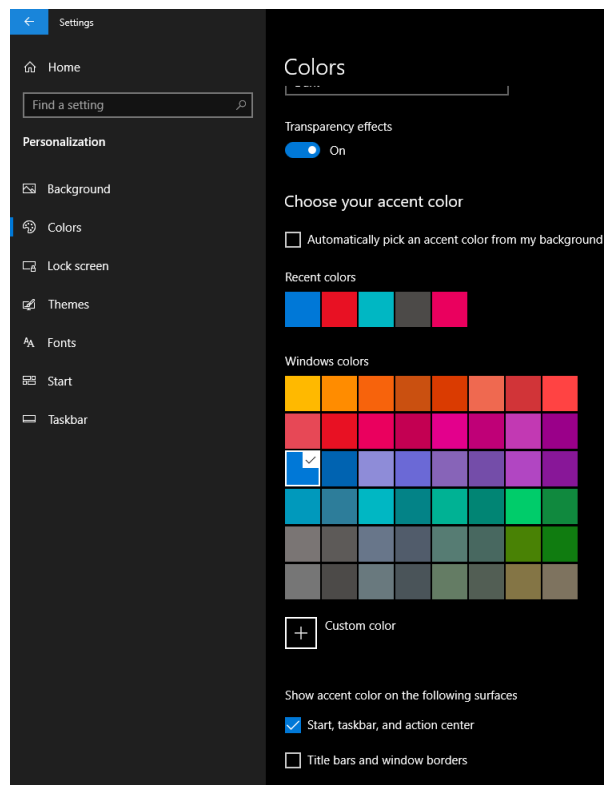
By toggling the feature list options on and off, we can get the look and feature set we prefer. When all the options have been toggled off and all the folders have been turned off, the Start menu becomes sleek and uncluttered.

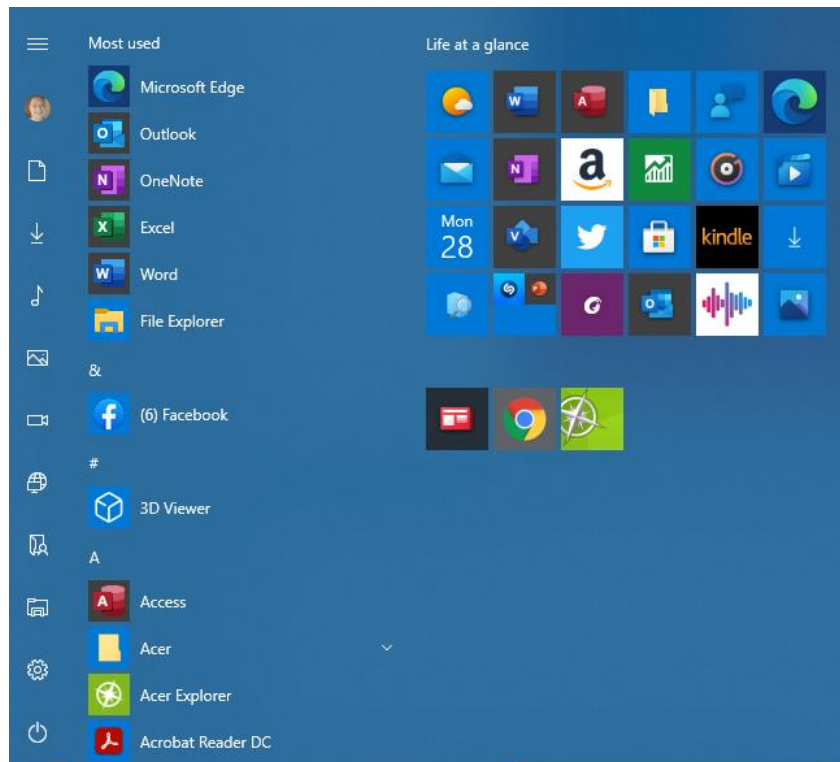


Conversely, we can create a Start menu that shows every available option by toggling all the choices on.



To change the color of the Start menu, select Start>Settings>Personalization>Colors. If you choose the Dark color scheme, you can pick an accent color and then apply it to the Start menu, taskbar, and action center.





---

Want to learn more about Microsoft Windows 10? Launch offers a course to help you get the most out of the computer's operating system.

### **Featured Course: Getting Started with Windows 10**

- Getting Help
- Navigating and Customizing the Start Menu
- Pinning Apps to the Start Menu and Task Bar
- Moving and Resizing Windows
- Using Cortana
- Accessing, Moving and Copying Files with File Explorer
- Using Task View
- Using Windows Logo Key Shortcut Keys
- The Action Center
- Using Aero Features
- Setting Default Printers
- Personalizing the Desktop
- Creating Multiple Desktops

Visit <https://www.launchtraining.com/outlines> to view all our class outlines.