

Our Customers Get their Computer Work Done in Less than Half the Time!
Feel in control * Get better looking results * Feel less frustrated * Get it done right * Save money

Learn more at LaunchTraining.com or call 781-395-9565.

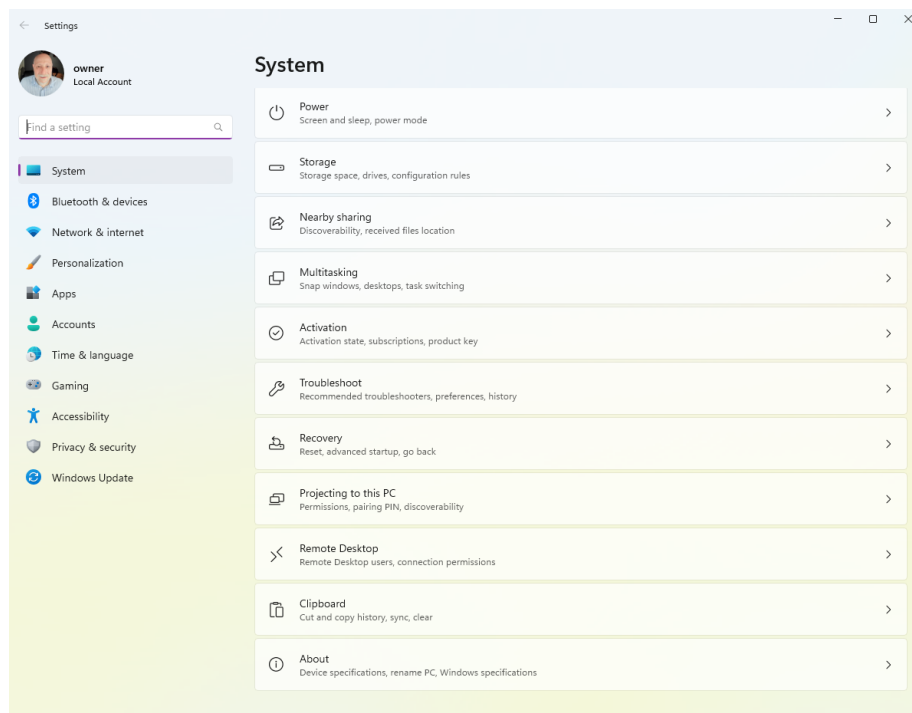
Launch Tip of the Month June 2023

Microsoft Windows 11 has a new look and new features. Most of the changes in Windows have been well received but change, even good change, can sometimes be unsettling. One objection I have heard is that the Start menu is now centered on the taskbar. Its position changes as you add more icons to the taskbar.

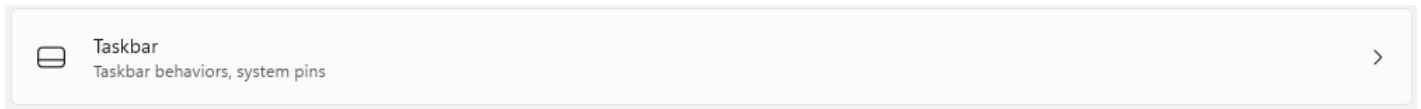


Would you like it back where it was in Windows 10? If so, your wish is granted!

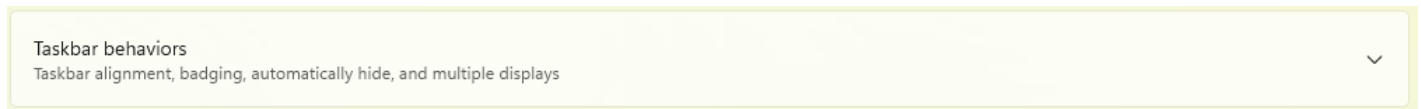
1. Press Windows+S to put your cursor in the Search box (or click the Start menu).
2. Type Settings and press Enter.




3. Select Personalization in the pane on the left.
4. Select Taskbar.



5. Select Taskbar behaviors.



6. Change the Taskbar alignment setting to Left.



And now it's back to where you are used to seeing it!

Interested in learning more about Windows? Schedule a class at your location or via the web!

Featured Course: Getting Started with Microsoft Windows

- Getting Help
- Personalizing the Desktop
- Working with the Start Menu
 - Pinning apps to the Start Menu
 - Pinning apps to the Taskbar
 - Jump lists
 - Working with tiles
 - Group and title tiles
 - Resize the tile area
 - Make the Start Menu full screen
- Creating shortcuts on the Desktop
- Moving and resizing windows
- Displaying multiple windows at the same time
- Switching between windows
- Using a mouse
- Arranging icons

- Using Auto Arrange
- Minimizing, maximizing, and restoring windows
- Closing windows
- Cascading and tiling windows
- Task View (Multi-App View)
- File Explorer
- The Action Center
 - Airplane mode
 - Brightness
 - Focus Assist
 - Project
 - Screen Snip
 - Tablet mode
- Setting screen resolution
- Organize email accounts in one place
- Cortana
- Windows Store
- Photos App
- Windows Media Player
- Deleting files/emptying the Recycle Bin
- Using Aero features
 - Aero Peek
 - Aero Shake
 - Aero Snap
- Using the Run Command
- Using the Clock
- Using the Calculator
- Using WordPad
- Using Paint
- Changing views
- Finding files
- Setting default printers
- Changing Mouse Properties
- Shutting down
- Working with the Task Bar
- Windows shortcut keys

Visit <https://www.launchtraining.com/outlines> to view all of our class outlines.